

Rustomjee®

Date: August 06, 2024

The General Manager, Listing Department, BSE Limited, Phiroze Jeejeebhoy Towers, Dalal Street, Mumbai - 400 001	The Vice President Listing Department, National Stock Exchange of India Limited “Exchange Planza”, Bandra Kurla Complex, Bandra East, Mumbai - 400 051
Scrip Code: 543669	Scrip Symbol: RUSTOMJEE

Dear Sir,

Sub: Disclosure under Regulation 30 and 47 of Securities and Exchange Board of India (Listing Obligations and Disclosure Requirements) Regulations, 2015

Pursuant to Regulations 30 and 47 of the Securities and Exchange Board of India (Listing Obligations and Disclosure Requirements) Regulations, 2015, we hereby enclose copies of the newspaper publication dated August 06, 2024 wherein the unaudited Financial Results of the Company for quarter ended June 30, 2024 were published:

1. Business Standard, All India editions;
2. Navshakti, Mumbai edition

Kindly take the same on records.

Thanking you,

Yours faithfully,


For Keystone Realtors Limited

Bimal K Nanda

Company Secretary and Compliance Officer

Membership No. ACS - 11578

KEYSTONE REALTORS LIMITED

 Keystone Realtors Limited (Formerly known as Keystone Realtors Private Limited) CIN: L45200MH1995PLC094208 Registered Office :- 702, Natraj, M.V. Road Junction, Western Express Highway, Andheri (East), Mumbai - 400 069. Website: www.rustomjee.com					
Statement of unaudited consolidated financial results for the quarter ended June 30, 2024					
(INR in Lakh, except otherwise stated)					
Sr. No.	Particulars	Quarter ended		Year Ended	
		30.06.2024 Unaudited	31.03.2024 Unaudited (refer note 3)	30.06.2023 Unaudited	31.03.2024 Audited
1	Total Income from Operations	43,720	82,615	28,282	227,563
2	Profit Before Share of Profit from associates and joint ventures, and tax	3,904	4,436	6,628	11,553
3	Profit for the quarter/ year	2,565	3,047	4,651	11,103
4	Total Comprehensive Income for the quarter [Comprising Profit for the period (after tax) and Other Comprehensive Income (after tax)]	2,553	2,956	4,650	11,008
5	Paid up Equity Share Capital (Face Value of Rs. 10/- Per Share)	12,601	11,389	11,388	11,389
6	Earning per share (Face value of Rs. 10/- each) (not annualised)				
	(a) Basic (in INR)	2.16	2.69	4.12	9.85
	(b) Diluted (in INR)	2.15	2.68	4.12	9.82

Notes to the Unaudited Consolidated Financials Results


- The above unaudited consolidated financial results for the quarter ended June 30, 2024 of the Keystone Realtors Limited ("the Company") and its subsidiaries (collectively "the Group") and its interest in associates, joint ventures and jointly controlled entities, were reviewed by the Audit Committee and approved by the Board of Directors of the Company at their meeting held on August 05, 2024.
- The above unaudited consolidated financial results have been prepared in accordance with the recognition and measurement principles laid down in the applicable Indian Accounting Standards ("Ind AS") as prescribed under section 133 of the Companies Act, 2013, as amended, read with relevant rules thereunder.
- The figures of the quarter ended March 31, 2024 are balancing figure between audited figures in respect of the full financial year and the published year to date figures up to the third quarter of the financial year.
- The Group is exclusively engaged in the business of real estate and allied activities. This in the context of Indian Accounting Standard (Ind AS 108) "Operating Segments", constitutes single operating segment. The Group does not have operations outside India, hence geographical segment is not applicable.
- The Company has during the period issued fresh equity shares of INR 10 each at a premium of INR 650 per share aggregating INR 80,000 Lakh by way of qualified institutional placement (QIP), which were allotted on May 27, 2024 and got listing and trading approval of BSE Limited and National Stock Exchange of India Limited on May 28, 2024 and May 29, 2024 respectively.

The net proceeds (net of issue expenses) of INR 78,272 Lakh are to be utilized towards the purposes mentioned in placement document of QIP and the costs that are directly attributable to the aforesaid issue has been recognized in equity.

The Company has utilised net proceed of INR 20,930 Lakh in accordance with the objects mentioned in the placement document of QIP and unutilized amount is lying in bank accounts.

For and on behalf of the Board
sd/-
Boman Irani
Chairman & Managing Director
DIN : 00057453

Place: - Mumbai
Date: August 5, 2024

 Auxilo Finserve Private Limited (CIN: U65990MH2016PTC286516) Registered Office: Office No. 63, 6th Floor, Kalpataru Square, Kondivita Road, Andheri East, Mumbai 400059 Tel. No.: +91 22 6246 3333 Email: compliance@auxilo.com Website: www.auxilo.com					
STATEMENT OF FINANCIAL RESULTS FOR THE QUARTER ENDED JUNE 30, 2024					
(Currency : Indian Rupees in Lakhs)					
S. No.	Particulars	For Quarter Ended		For Year Ended	
		June 30, 2024 (Unaudited)	March 31, 2024 (Audited)	June 30, 2023 (Unaudited)	March 31, 2024 (Audited)
1.	Total Income from Operations	11,222.33	10,579.15	7,231.26	36,732.85
2.	Net Profit for the period (before Tax, Exceptional and/or Extraordinary items)	2,872.34	3,116.24	1,636.94	9,269.37
3.	Net Profit for the period before tax (after Exceptional and/or Extraordinary items)	2,872.34	3,116.24	1,636.94	9,269.37
4.	Net Profit for the period after tax (after Exceptional and/or Extraordinary items)	2,134.70	2,334.00	1,222.25	6,921.87
5.	Total Comprehensive Income for the period [Comprising Profit for the period (after tax) and Other Comprehensive Income (after tax)]	2,129.05	2,313.72	1,222.25	6,901.59
6.	Paid up Equity Share Capital	37,710.10	37,699.11	37,626.61	37,699.11
7.	Reserves (excluding Revaluation Reserve)	51,957.01	49,817.52	9,445.37	49,817.52
8.	Securities Premium Account	38,481.55	38,480.66	3,826.92	38,480.66
9.	Net worth*	1,00,712.72	98,736.22	46,747.34	98,736.22
10.	Paid up Debt Capital / Outstanding Debt	2,41,288.39	2,34,519.41	1,88,268.18	2,34,519.41
11.	Outstanding Redeemable Preference Shares	Nil	Nil	Nil	Nil
12.	Debt Equity Ratio	2.39	2.37	4.00	2.37
13.	Earnings Per Share (of INR 10/- each) for continuing & discontinued operations - (not annualised)				
	1. Basic	0.44	0.53	0.32	1.58
	2. Diluted	0.43	0.46	0.32	1.37
14.	Capital Redemption Reserve	-	-	-	-
15.	Debentures Redemption Reserve **	-	-	-	-
16.	Debt Service Coverage Ratio*	-	-	-	-
17.	Interest Service Coverage Ratio*	-	-	-	-

*Computed as per Regulation 2(1)(s) of SEBI (Listing Obligations and Disclosure Requirements) Regulations, 2015
** Not Applicable
Not required to be disclosed as per Regulation 52(4) SEBI (Listing Obligations and Disclosure Requirements) Regulations, 2015

Notes:

- The above is an extract of financial results of the detailed format of quarterly / annual financial results filed with the Stock Exchanges under Regulation 52 of the SEBI (Listing Obligations and Disclosure Requirements) Regulations, 2015. The full format of the quarterly / annual financial results are available on the websites of the Stock Exchange(s) website viz. www.bseindia.com and the Company website viz. www.auxilo.com
- For the other line items referred in Regulation 52 (4) of the SEBI (Listing Obligations and Disclosure Requirements) Regulations, 2015, the pertinent disclosures have been made to the Stock Exchange i.e. BSE Limited and can be accessed on the exchange website viz. www.bseindia.com and the Company website viz. www.auxilo.com
- The above financial results have been reviewed by the Audit Committee. The results have been approved by the Board of Directors of the Company at their meeting held on August 02, 2024.
- Previous period / year figures have been regrouped / rearranged wherever necessary to confirm to the current period / year figures.


For and on behalf of the Board of Directors
sd/-
Neeraj Saxena
Managing Director & Chief Executive Officer
DIN - 07951705

Place: Mumbai
Date: August 02, 2024

50 years of
converting news
into economic
intelligence.



50 Years of Insight

 NURECA LIMITED							
Extract of Unaudited Financial Results for the Quarter ended 30.06.2024 (INR million)							
Sr. No.	Particulars	Standalone		Consolidated			
		Quarter Ended	Year Ended	Quarter Ended	Year Ended		
		30-06-2024 (Unaudited)	30-06-2023 (Unaudited)	31-03-2024 (Audited)	30-06-2024 (Unaudited)	30-06-2023 (Unaudited)	
1	Total Income from Operations	233.12	212.31	945.21	202.69	212.31	919.28
2	Net Profit / (Loss) for the period (before Tax; Exceptional and/or Extraordinary items)	21.61	(9.63)	(32.69)	26.19	(9.29)	(25.44)
3	Net Profit / (Loss) for the period before tax (after Exceptional and/or Extraordinary items)	21.61	(9.63)	(32.69)	26.19	(9.29)	(25.44)
4	Net Profit / (Loss) for the period after tax (after Exceptional and/or Extraordinary items)	11.95	(7.42)	(24.42)	16.62	(7.07)	(17.94)
5	Total Comprehensive Income / (loss) for the period [Comprising Profit / (Loss) for the period (after tax) and other Comprehensive Income (after tax)]	12.05	(7.56)	(24.03)	16.72	(7.29)	(17.72)
6	Equity Share Capital	100	100	100	100	100	100
7	Reserves (excluding Revaluation Reserve) as shown in the Audited Balance Sheet			1828.59			1831.11
8	Earnings Per Share (of Rs. 10/- each) for continuing and discontinued operations						
	1. Basic:	1.19	(0.74)	(2.44)	1.66	(0.71)	(1.79)
	2. Diluted:	1.19	(0.74)	(2.44)	1.66	(0.71)	(1.79)


Note:

1. The above is an extract of the detailed format of quarter ended Financial Results filed with the Stock Exchanges under Regulation 33 of the SEBI (Listing Obligations and Disclosure Requirements) Regulations, 2015. The full format of the standalone and consolidated financial results are available on the Company's website i.e. www.nureca.com and on the website of the Stock Exchanges at www.bseindia.com and www.nseindia.com. The Board of Directors hereby declare that limited review reports do not have any modified opinion.

By order of the Board of Directors
of Nureca Limited
Saurabh Goyal
Managing Director
DIN :00136037

Dated: 05.08.2024
Place: Chandigarh

Regd. Office: Office Number 101, 1st Floor Udyog Bhavan Sonawala Lane, Goregaon E Mumbai City MH 400063
CIN: L24304MH2016PLC320868 Tel. +91-172-5292900, Email : cs@nureca.com, Website : www.nureca.com

 EXICOM TELE-SYSTEMS LIMITED Regd. Office: 8, Electronics Complex, Chambaghat, Solan 173213, Himachal Pradesh, India Telephone: +91 124 6615 200, Email: investors@exicom.in; Website: www.exicom.in CIN: L64203HP1994PLC014541									
STATEMENT OF UN-AUDITED STANDALONE AND CONSOLIDATED FINANCIAL RESULTS FOR THE FIRST QUARTER ENDED JUNE 30, 2024									
(Rs. in lakhs unless otherwise stated)									
Particulars	Standalone				Consolidated				
	Three months ended	Preceding three months ended	Corresponding three months ended in the previous year	Previous Financial year ended	Three months ended	Preceding three months ended	Corresponding three months ended in the previous year	Previous Financial year ended	
	June 30, 2024	March 31, 2024	June 30, 2023	March 31, 2024	June 30, 2024	March 31, 2024	June 30, 2023	March 31, 2024	
	Un-Audited	Audited	Un-Audited	Audited	Un-Audited	Audited	Un-Audited	Audited	
1	Total income (net)	25,042.19	30,108.03	15,988.00	88,538.22	25,923.88	30,586.10	26,916.99	1,03,850.08
2	Net profit/(Loss) for the period (before tax, exceptional and /or extra ordinary item)	2,728.93	3,972.42	882.21	9,640.27	2,393.36	3,512.92	1,332.22	9,321.04
3	Net profit/(Loss) for the period before tax (after exceptional and/or extra ordinary item)	2,728.93	3,972.42	882.21	9,640.27	2,393.36	3,512.92	1,332.22	9,321.04
4	Net profit/(Loss) for the period after tax (after exceptional and/or extra ordinary items)	2,159.73	3,098.75	513.78	6,642.92	1,824.16	2,746.53	963.79	6,391.63
5	Total Comprehensive income for the period (comprising profit & loss account for the period after tax and other comprehensive income after tax)	2,166.63	3,113.62	501.78	6,642.50	1,853.33	2,041.56	1,009.06	6,528.18
6	Paid-up Equity Share capital (Face Value of Rs.10/-each)	12,082.45	12,082.45	723.02	12,082.45	12,082.45	12,082.45	723.02	12,082.45
7	Other Equity	-	-	-	51,185.08	-	-	-	60,072.42
Earnings per equity share (Face Value of Rs.10/-each)									
8	Basic (In Rs.)	1.79	3.25	0.56	6.96	1.51	2.88	1.05	6.70
	Diluted (In Rs.)	1.78	3.25	0.56	6.96	1.50	2.88	1.05	6.70

*Basic and Diluted earnings per share has been presented considering the adjustments for issue of bonus shares for comparative period.

Notes:

The above is an extract of the detailed format of quarterly financial results for the First Quarter Ended June 30, 2024 filed with Stock exchange under Regulation 33 of SEBI (Listing Obligations and Disclosure Requirements) Regulations, 2015. The full format of the financial result are available on the Company's website i.e www.exicom.in and Stock exchange website at BSE (www.bseindia.com) and NSE (www.nseindia.com).

By order of the Board
For Exicom Tele-Systems Limited
Anant Nahata
Managing Director Cum CEO
DIN:02216037

Place: Gurugram
Date: August 05, 2024



MILGREY FINANCE AND INVESTMENTS LIMITED (CIN: L67120MH1983PLC030316) Reg. Office: 31, Whispering Palms Shopping Center, Lokhandwala, Kandivli (East), Mumbai - 400 101. Statement of Unaudited Financial Results for the Quarter Ended on 30.06.2024 (Amount in Lakhs except EPS)

हार्डकॉसल अँड वाऊड मॅन्यु कॅ. लि. नो. कार्या : निल अँड असि. ॥ बजला, वेस्ट घाटनेर प्रॉडिअर (इंडिया) प्राइवेट लि. चा मुंबई जंक्शन मॉल, सिव्हेसि बंगला, कल्याण-२०२ ३०६. मु. क्र. ०२२-२६५५५५५५, ई-मेल आयडी : ho@hwconcordia.in

जाहीर नोटीस तमाम जनतेस हद्दारे कळविण्यात येते की, गाव मोजे शिराड, ता. वसई, जि. पालघर येथील, सर्व नं. ४६, हिस्सा नं. अ/२/१, शेज ८.००.०० आर. को. मो., आकार क्र. १०२९.०० पै., जि. जमीन मिळकत श्री. सुमित विजय अग्रवाल यांच्या मालकी व कब्जेवरील वहातीची असून तशी नोंद सरकार दफतरी ७/१२ उताऱ्यावर आहे.

एम्पायर इंडस्ट्रीज लिमिटेड संचालक मंडळ: एल २९२६३एमएच२००९पीएलसी१९३३२५ नोंदणीकृत कार्यालय : ४१६, सेनापती बाघ मॉल, तोपखाने, मुंबई-४०० ०१३. मु. क्र. ०२२-२६५५५५५५, ई-मेल : investor_relations@empiremumbai.com, वेबसाईट : www.empiremumbai.com

Keystone Realtors Private Limited (Formerly known as Keystone Realtors Private Limited) CIN: L45200MH1995PLC094208 Registered Office :- 702, Natraj, M.V. Road Junction, Western Express Highway, Andheri (East), Mumbai - 400 069. Website: www.rustomjee.com

मुंबई गृहनिर्माण व क्षेत्रविकास मंडळ म्हाडाचा विभागणी घटक वृत्तपत्र प्रसिध्दी सर्व सुशिक्षित बेरोजगार विद्युत अभियंता जे म्हाडा/सार्वजनिक बांधकाम विभाग/एमसीजीएम/एमएमआरडीए किंवा इतर कोणत्याही शासकीय/निमशासकीय संस्थेच्या अंतर्गत नोंदणीकृत असतील.

SPENTA INTERNATIONAL LIMITED CIN No: L28129MH1986PLC040482 Regd Office: Plot # 13-16, Dewan Industrial Estate, Village Navali, Palghar (West) -401104 Extract of unaudited Financial Results for the Quarter ended 30 June 2024

Statement of unaudited consolidated financial results for the quarter ended June 30, 2024 (INR in Lakh, except otherwise stated)

Public Notice Notice is hereby given to public at large that my clients Mrs. Kamladevi Kesari Pralip Singh D/o Ram Janak Singh, Mr. Sant Baksh Singh husband of late Smt. Samladevi D/o Mr. Ram Janak Singh and Mr. Tarkeshwar Hawaldar Singh husband of late Smt. Vimaladevi D/o Mr. Ram Janak Singh all are adult, Indian inhabitants and presently residing at Flat No-14, Kavari Building, D-Wing, 3rd Floor, Bangor Nagar, Goregaon (W), Mumbai-400104 who are the Owners and authorised representative, legal heirs and representative of late Mr. Ram Janak Singh who is the original occupier/owner of scheduled property and described in the scheduled hereunder written.

हिंदुस्तान हार्डी लिमिटेड नोंदणी. कार्यालय : प्लॉट क्र. १-१२, एम.आय.डी.सी. एरिया, अंबड, नाशिक-४२२१०. वेबसाईट : www.hhardys.com, ई-मेल आयडी - info@hhardys.com, सीआयएन - एल २९३०एमएच१९८२पीएलसी०२८४९८

पारस डिफेन्स अँड स्पेस टेक्नॉलॉजीज लिमिटेड (सीआयएन : एल २९२६३एमएच२००९पीएलसी१९३३२५) नोंदणीकृत आणि कॉपोरेट कार्यालय : डी-११२, टीटीसी इंडस्ट्रियल एरिया, एमआयडीसी, नेरळ, नवी मुंबई - ४०० ७०६, महाराष्ट्र, भारत. मु. क्र. ०११ २२ ६९९९ ९९९९, वेबसाईट : www.parasdefence.com